

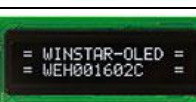
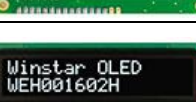
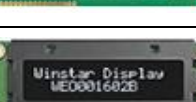


Display Format	Picture	Model No.	Size (inch)	Structure	Outline Dimension (mm)	Active Area (mm)	Interface	Voltage	Built-in Controller	Colours
8x2		WEH00802A	1.2	COB	58x32	28.16x11.86	6800, 8080, SPI	5V	WS0010	White / Yellow / Blue / Green
12x2		WEH001202A	1.6	COB	55.7x32	38.95x11.8	6800, 8080, SPI	5V	WS0010	Yellow / Green
16x1		WEH001601B	2.25	COB	80x36	56.95x5.55	6800, 8080, SPI	5V	WS0010	White / Yellow / Blue / Green / Red
16x2		WEH001602A	2.29	COB	80x36	56.95x11.85	6800, 8080, SPI	5V	WS0010	White / Yellow / Blue / Green / Red
16x2		WEH001602C	2.29	COB	85x36	56.95x11.85	6800, 8080, SPI	5V	WS0010	White / Yellow / Blue / Green / Red
16x2		WEH001602D	2.29	COB	85x30	56.95x11.85	6800, 8080	5V	WS0010	White / Yellow / Blue / Green / Red
16x2		WEH001602E	2.29	COB	84x44	56.95x11.85	6800, 8080, SPI	5V	WS0010	White / Yellow / Blue / Green / Red
16x2		WEH001602H	3.67	COB	122x44	91.14x18.98	6800, 8080, SPI	5V	WS0010	White / Yellow / Blue / Green
16x2		WEO001602B	1.23	COG	36x10	30.69x5.94	6800, 8080, SPI, I ² C	5V	WS0012	White / Yellow
16x2		WEO001602H	1.23	COG	39.1x15.8	30.69x5.94	6800, 8080, SPI, I ² C	3V	WS0012	White / Yellow
20x2		WEH002002A	3.08	COB	116x37	77.3x11.85	6800, 8080, SPI	5V	WS0010	White / Yellow / Blue / Green
20x4		WEH002004A	2.88	COB	98x60	70.16x20.95	6800, 8080, SPI	5V	WS0010	White / Yellow / Blue / Green
20x4		WEH002004B	2.88	COB	98x60	70.16x20.95	6800, 8080, SPI	5V	WS0010	White / Yellow / Blue / Green
40x2		WEH004002A	5.85	COB	182x38.5	148.13x11.85	6800, 8080, SPI	5V	WS0010	White / Yellow / Sky Blue